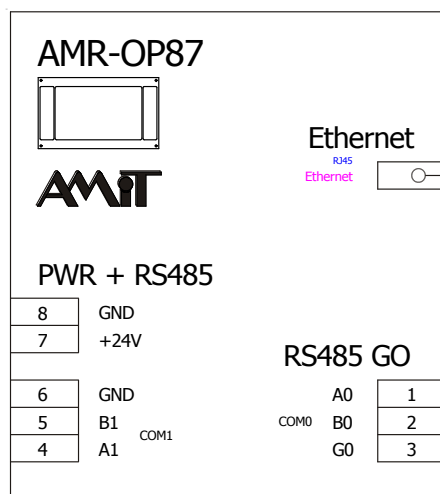
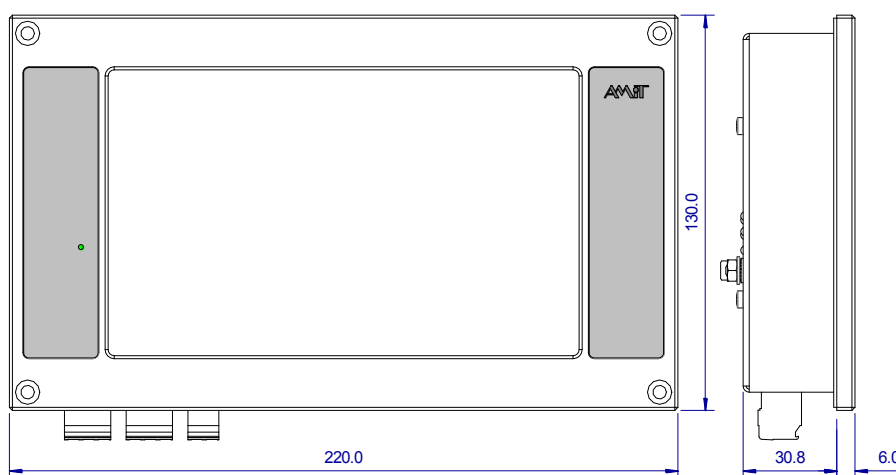


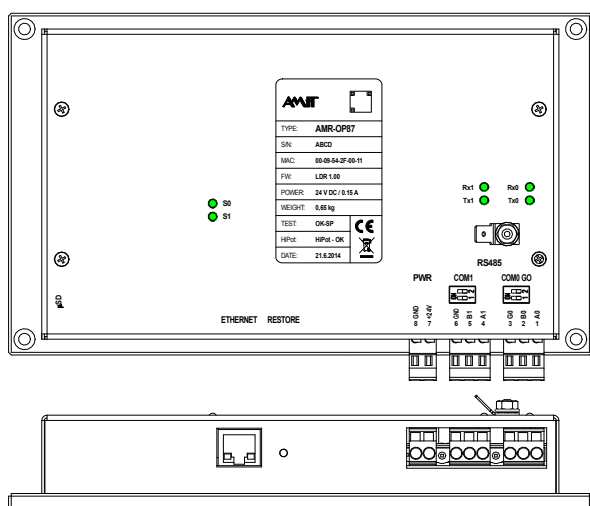
RECOMMENDED DRAWING SYMBOL



MECHANICAL DRAWING



TERMINAL'S IDENTIFICATION



RS485 with galvanic separation

Terminal	Label	Meaning
1	A0	RS485 line with GS, signal A
2	B0	RS485 line with GS, signal B
3	G0	RS485 line with GS, GND

RS485 without galvanic separation

Terminal	Label	Meaning
4	A1	RS485 line, signal A
5	B1	RS485 line, signal B
6	GND	RS485 line, GND

Power supply

Terminal	Label	Meaning
7	+24V	Power supply + 24 V DC
8	GND	Power supply, GND

Data provided in this datasheet are only informative. Detailed information can be found in operational manual ([am-op87_g_en_xxx.pdf](#)). Documentation and examples can be downloaded from www.amit.cz web site.

Usage of system peripherals depends on current possibilities of DetStudio / EsiDet design environment.